

GCG Sunday School - 26th May 2024

Lesson Outline



Lesson: Christ: The King on the Cross.
Passage: Luke 23:13-49
Big Idea: Jesus was wrongly killed, while a murderer was set free.
Main Aim: Realise that Jesus was killed, so that we could be set free.

Please pray for the lesson preparation, that we and the children would be built up by God's word.

Unless you are at the Greenwich service, you will need to bring a **laptop/tablet** to play the videos. If needed, Jonny can provide a **laptop and a Bluetooth speaker**. 😊

Additional resources: [Mustard Seed's lesson plan](#)

The Passage

Passage context

Jesus entered Jerusalem as King, he's shared the Passover to teach them the meaning of his death.

Summary.

Pilate sees that Jesus is innocent. Luke 23:13-16.

But the murderer Barnabas is released instead. Luke 23:18-25

The crowd want Barabbas released.

Pilate persists but eventually agrees with the crowd.

And so Jesus is crucified. Luke 23:26-49

For them then.

A swap has taken place.

Jesus is the innocent one, he is killed in the place of the murderer.

Jesus dies in the place of sinners, so that we can go free. This is shown by the thief.

For us now - Same!

The Age Ranges






CW (average age 4-5 years) - Prepare the lesson for **all ages**. Then separate **Sailor** and **Officer** groups for **Heart & Hands** teaching.

GR and EC - Personalise **all material** for the Sailors or Officers.


Sailors: Ages 3-6

Officers: Ages 7-11

The Rough Format.

Get Going 3 min + song	Main Teaching ~15 mins	Heart & Hands ~20 mins	Land The Lesson ~10 mins	Extra Fun Time ~10 mins
				
Welcome & Pray Quick Recap Song	The Big Idea The Main Aim	Activities Discussion	Recap Memory Verse Pray to close.	Optional: Can go mid-session.

Outline Idea

	Get Going Welcome, Pray, Quick Recap & Song
--	---

At Greenwich and Eltham, the Sailor leader will lead the “Get Going” section.

Welcome and connect briefly with the children

- Ask them a fun question, showing we're interested in their lives. Such as:
 - What's the best thing you did yesterday/ this morning?
 - What was the tastiest food you ate?

Prayer by the leader

- Let's listen carefully to what God has to say to us today.

Introduce the passage theme

Crime and punishment

- What is a crime? What happens if someone commits a crime?
- What punishment fits the crime? (Pictures on Powerpoint)
 - Playground. One child has been nasty, the other has been kind. Told off/ free to go.
 - Park. One has stolen something, the other hasn't. Prison/ free to go.
 - Bible story. Barabbas the murderer, Jesus. Free to go/ put to death.

Link: We'll be seeing today that Jesus was punished even though he did nothing wrong.

Very Speedy Recap - Scroll of time

Last week's big idea:

Jesus, the true Son of God arrived! He lived a perfect life.



Link: But some people really didn't like him.


Song

If needed, talk through the words and actions before singing.

Lift Up Your Voices

- <https://www.youtube.com/watch?v=lrR8Pvy-7FI>

GR & EC - Split into **Sailor** and **Officer** groups for the remainder of the session.
CW - Remain together.



Main Teaching

Teaching the Big Idea & Main Aim.

Have a Bible open throughout for the children to see that we're teaching from God's word, and not from our heads.

Arrive clearly and repeatedly to the Big Idea and Main Aim.

Think about how you'll make the lesson interactive by asking questions and getting children involved.

- Teaching Idea

Act it out with children sitting on two chairs (a guilty seat and an innocent seat), children hold the respective image for guilty/innocent. The rest of the children are the crowd shouting.

Or put teaching images on the wall.

- Lesson Points

Intro: Jesus lived a perfect life, never did anything wrong.

But some people didn't like him.

1. Jesus is innocent.

Luke 23:13-16.

Pilate sees that he did nothing wrong.

He should be set free.

2. Barabbas is guilty

Luke 23:18-25

But the crowd want Barabbas!

He should be punished.

3. So Jesus is killed, so that we can go free.

Luke 23:26-49

Innocent Jesus is killed. Guilty Barabbas goes free.

Jesus said this would happen, to save people like us.

As seen in the thief: He sees that Jesus did nothing wrong, and he is saved.

- Question ideas to ask while teaching:

Intro: Do you know anyone who's lived a perfect life?

1. What did Pilate say Jesus did wrongly?

What does Pilate want to happen to Jesus? Is this right?

2. What did Barabbas do wrongly?

But what do the crowd want? Is this right?

3. Do you think the swap is fair?

Why is the swap really good for the thief and for us?

- Brief Application - Main aim expanded.

- **Sailors:** You may need to state the application and expand it a bit.

- Officers: You can ask questions to arrive at the application.
How does this help us think differently/ act differently/ talk differently?
What about at school/ at home/ at church?

- Sailors

Interactive talk through the text.

Helpful questions: *What noise do you think it made? How did he feel? What face would she have made?*

Helpful teaching methods: *Make actions to copy at certain points, act it out, place pictures on the wall, go for a walk around the room, use Lego/Playmobile figures.*

- Visual aids (To stick on the wall using Bluetak) - They'll need cutting out.

Page 1. Jesus. Keep the t-shirts white. He can go on the cross if you'd like to illustrate the swap with the thief.

Page 2. The thief and Barabbas. While teaching, you can colour their t-shirts in black/ red. To show they're sinful. The t-shirts can be swapped between the thief and Jesus.

Page 3. Not guilty & guilty verdicts.

- Officers

Interactive talk through the text.

Helpful questions might be: *Why do you think he did that? What did she get right/ wrong? What would you do in his situation?*

Helpful teaching methods: *Act it out, have them draw scenes, shout out the best thing they see in the passage, make a puppet show using paper and card, go for a walk outside, use Lego figures.*

- Visual aids

The visual aid sheet can help consolidate who was judged and who could go free.

For: Jesus, Barabbas and us.



Heart and Hands

Think more about the Main Aim with: Activities and discussion.

Activities - Craft or worksheet

- Sailors - [Craft](#).
[Remind them of the Big Idea during the craft.](#)
- Officers - [Worksheet](#).
[Talk through the teaching points and application.](#)

- Extra games - In the GDrive.

If you finish craft early, you may want to play a game with the remaining time.

Discussion - What would it look like to believe the Main Aim?

Think through with the children what the Main Aim means for our lives.

- Talk through the Main Aim further.
 - Sailors - [Go further than Brief Application.](#)
 - Officers - [Go further than Brief Application, with questions to provoke thought.](#)



Land the lesson

Bring everything together with: Recap, Memory Verse and Prayer.

Memory verse

"Christ died for our sins according to the Scriptures, ... he was buried, ... he was raised on the third day according to the Scriptures, ... he appeared to Cephas, and then to the Twelve... then he appeared to James, then to all the apostles, and last of all he appeared to me."

1 Corinthians 15:3-8 (NIV)

[Ideas for learning the memory verse.](#) I will provide the verse on laminated paper with Blutak.

- **Sailors & Officers** - They can stamp and clap along with the song:
<https://www.facebook.com/GracechurchGreenwich/videos/1264759920526313/>

Pray

Encourage the children to pray with you about the Big Idea and Main Aim.

They could **thank/praise God** for it or **ask for help** in believing it.

- **Sailors**

You could ask for hands up/ thumbs up for those who would like to pray.

You could suggest "Popcorn prayers" - really short prayers. Or "Arrow prayers" - We all shoot up like an arrow at the end. Or you could try the idea we use with Officers.

- **Officers**

You could pass an object, like a Bible, around the room. When a child receives the Bible, they can choose to pray in their head or aloud.



Extra fun time.

An optional game, which can be played mid-session.

Game idea. Feel free to play something different!

- **Sailors** - **T-shirt swapping relay.**
Bring two jumpers. Two teams of children take it in turns to run a relay wearing a big jumper, then pass it to the next person.
Remind them of the passage, where Jesus took on what we deserve.
- **Officers** - **Same.**

Link (not super-important): Reminds them of the passage (sometimes).
Remind them of the passage, where Jesus took on what we deserve.

Sign out with Take Home Sheets

- While signing out with Rollcall, Take Home sheets will be provided to carers and parents about the children's lesson.

Final notes

The following items will be printed for you and brought to the lesson:

- Main teaching pictures and materials.
- Activities: Sailors craft and Officers worksheets.
- Memory verse, laminated.
- Take Home Sheets.

Additional materials will be available:

- Craft materials.
- Pens, paper, glue, scissors.